



<http://www.adsequip.com/>

# **Dental Stool User Manual**



# Contents

1	Introduction.....	4
2	Service Life.....	4
3	Operation Condition.....	4
4	Series D Dental Stool .....	5
	4.1 D3 Dental Stool .....	5
	4.2 D4 Dental Stool .....	6
	4.3 D5 Dental Stool .....	7
	4.4 Installation.....	8
	4.5 Adjustment.....	9
5	Upholstery Maintenance.....	10
6	Upholstery Disinfection.....	10
	Appendix.....	12
	D3 Dental Stool Dimensions .....	12
	D4 Dental Stool Dimensions .....	13
	D5 Dental Stool Dimensions .....	14

## 1. Introduction

This product is a movable chair that can meet the general requirements of the operator to complete the dental operation.

## 2. Service Life: 5 years.

## 3. Operation Condition

This product is used indoors.

Atmospheric Pressure: 86kPa~106kPa.

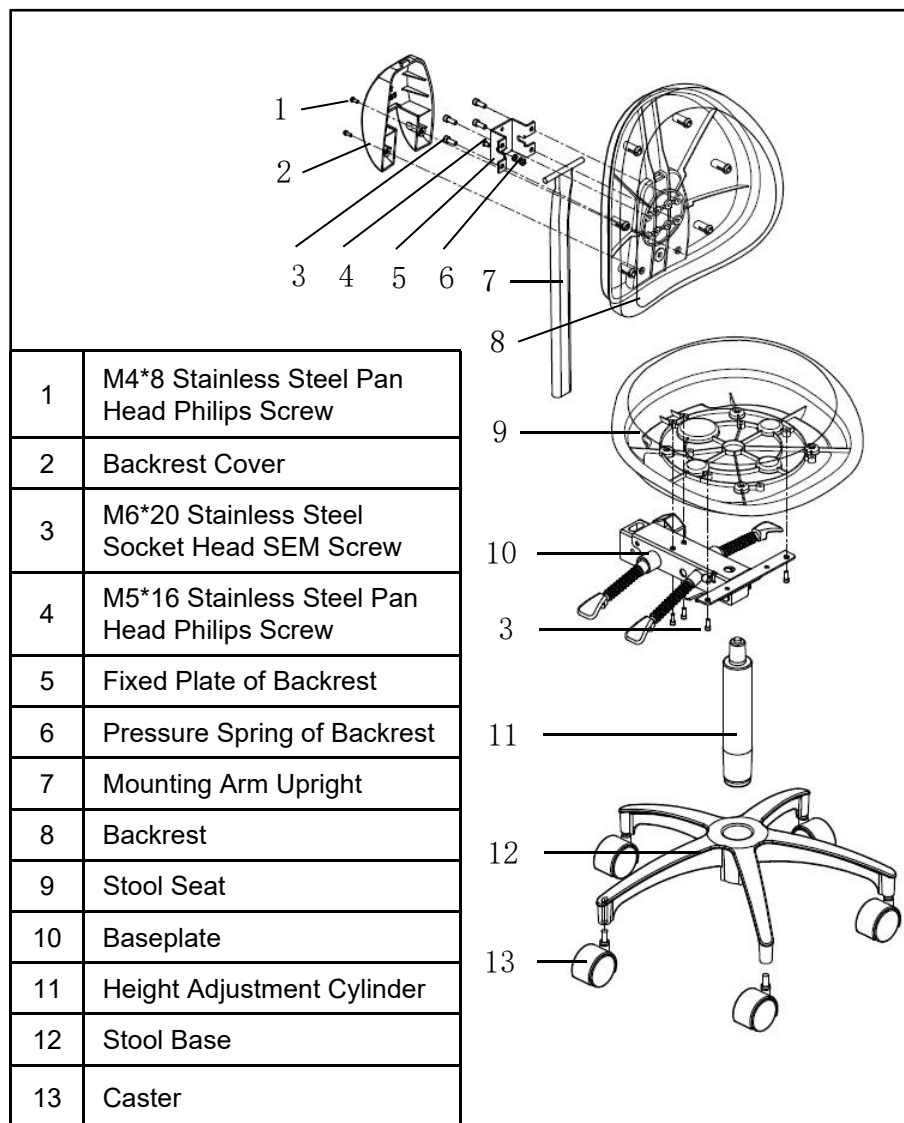
Temperature: 10°C-40 °C.

Relative Humidity: ≤80%.

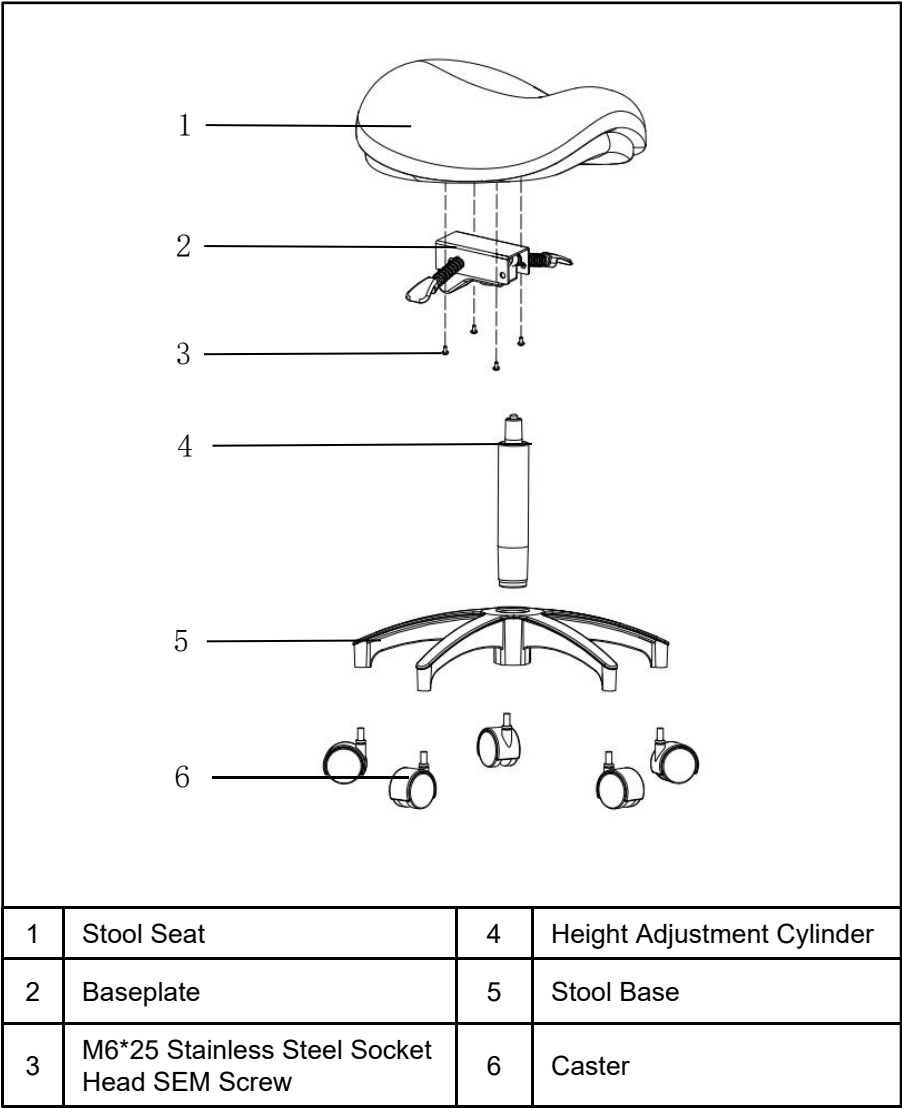
Weight Load: 440 lbs.

## 4. Series D Dental Stool

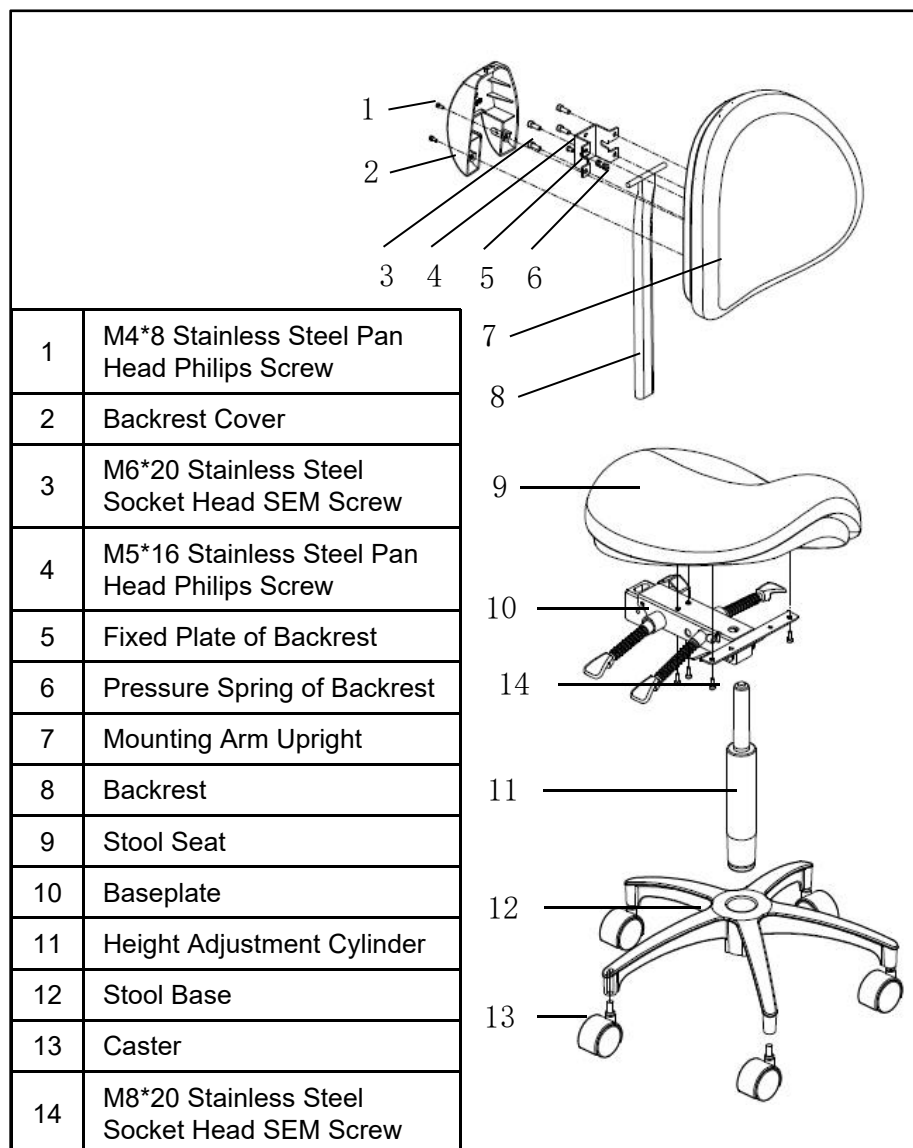
### 4.1 D3 Dental Stool



4.2 D4 Dental Stool

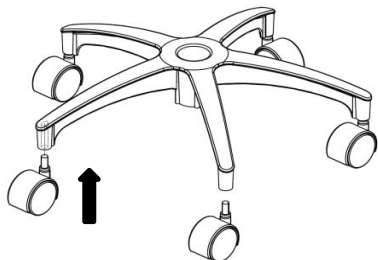


### 4.3 D5 Dental Stool

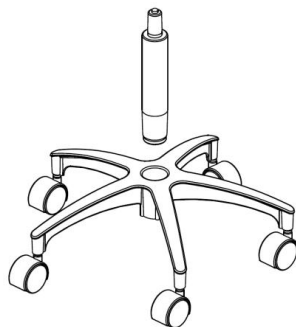


## 4.4 Installation

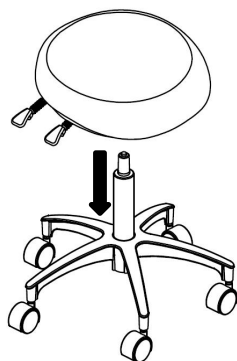
1



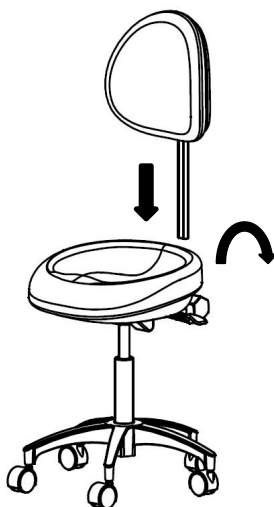
2



3



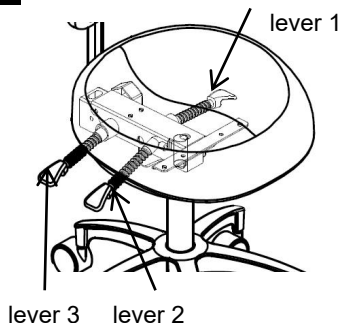
4





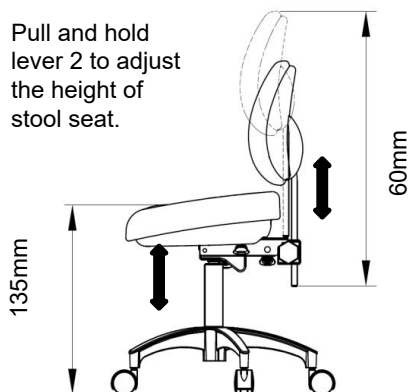
## 4.5 Adjustment

1



2

Pull and hold lever 2 to adjust the height of stool seat.



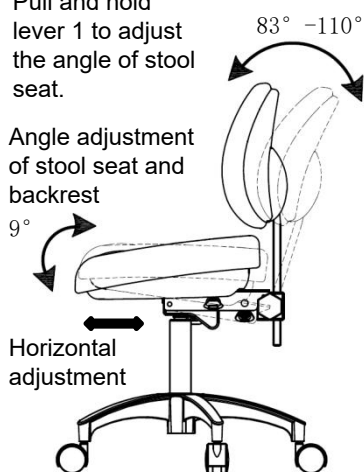
3

Pull and hold lever 3 to adjust the angle of backrest



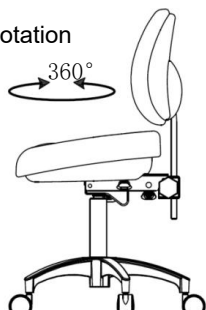
4

Pull and hold lever 1 to adjust the angle of stool seat.



5

360° rotation



## 5. Upholstery Maintenance

1. Please do not use machine solvent or acidic substances (such as gasoline, alcohol, etc.), otherwise the upholstery will dry and crack.
2. Please do not expose to the sun, keep indoor ventilation (upholstery exposed to the sun is prone to drying and cracking, in the place without ventilation is prone to mold);
3. Before you sit down, remove the keys and other sharp tools so as not to scratch the upholstery. Metal and plastic parts are dipped in soapy water with a soft cloth or cleaned with a neutral cleaner.

## 6. Upholstery Disinfection

ADS suggests disinfecting the leather once a month with 3% hydrogen peroxide solution, leather cleaner or 3% multi-enzyme cleaner. Use enough disinfectant according to its instruction to ensure effective disinfection, and then fully wipe it with water.

### **Precautions for Sterilization**

These are the factors that can impact the service life of upholstery and cause damage of its surfaces. It is necessary for clinician to understand and regulate these factors to achieve the maximum service life of the upholstery. The common factors are:

- alcohol, potentiated glutaraldehyde disinfectant, ANNJET or Meterx surface disinfectant, or any kind of acid and alkaline disinfectants (upholstery may chap or age, which exposes the backing material.)
- ultraviolet light or sunlight (exposure to sunlight over extended periods of time can fade the upholstery. The use of curtains or blinds, when appropriate for window facing chairs, will help limit exposure to ultraviolet light (UV).)
- humidity, heat, and high mineral content water (high heat and humidity can also be detrimental to the construction of the upholstery over time. Although the upholstery is engineered to withstand most environmental conditions, prolonged extreme exposure can break down the upholstery substrate.)
- equipment lubricants, materials used in dental procedures, and sharp tools (sharp tools can puncture and tear the material.)
- abrasive applicators and cleaners (they can damage the upholstery by scratching and roughing up the textured surface.)
- non-color-safe materials and body oils (some chemicals will discolor and stain the upholstery. Non-color-safe materials, combined with heat and perspiration, can transfer dye onto the upholstery.)

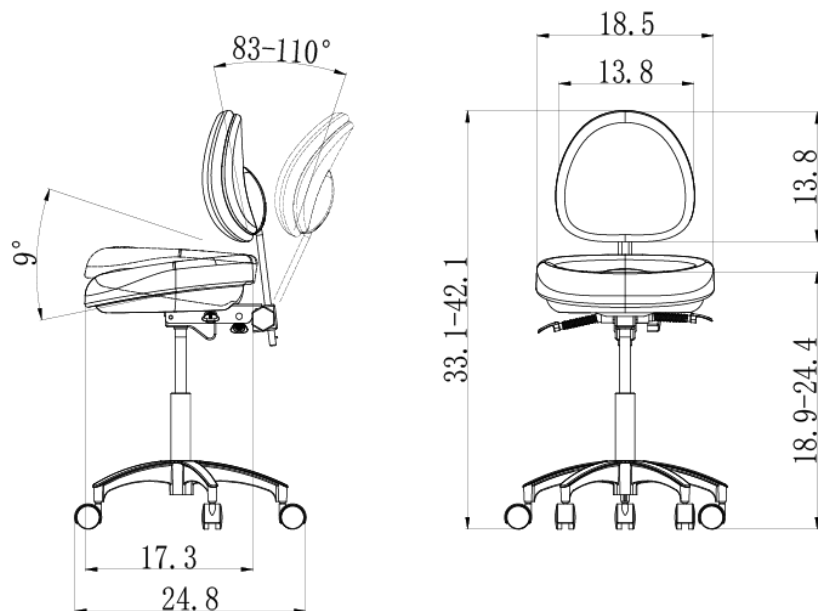
#### **Caution:**

If the improper material is used and the upholstery is damaged, such as leather chapping or aging, this warranty becomes void.

## Appendix

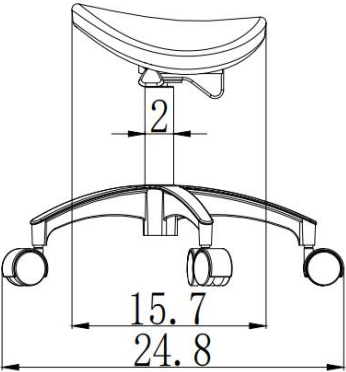
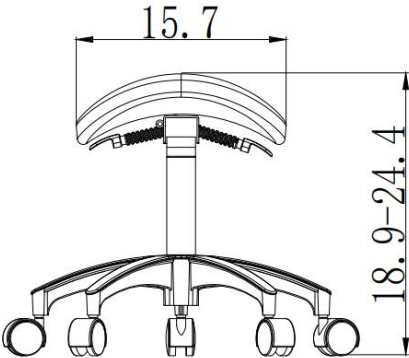
### D3 Dental Stool Dimensions

Unit: inch



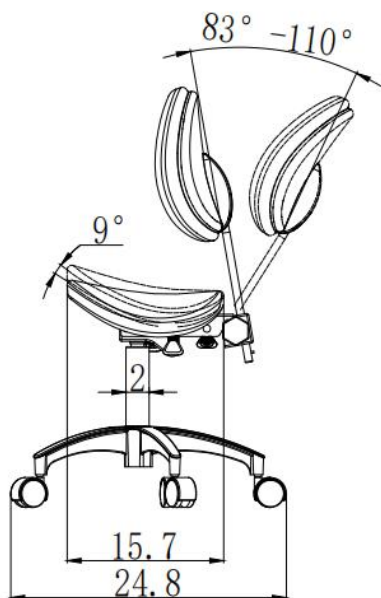
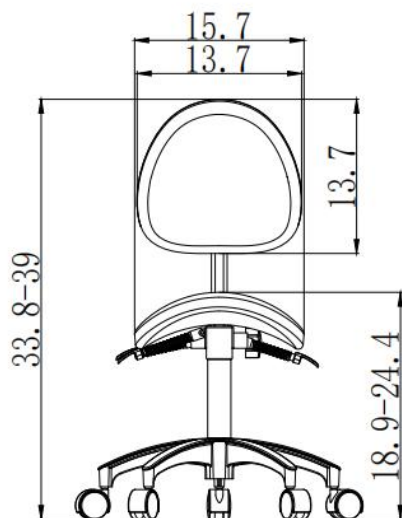
D4 Dental Stool Dimensions

Unit: inch



## D5 Dental Stool Dimensions

Unit: inch





We reserve the right to make any alteration which may be due to technical improvements.



## ADS Dental System Inc.

---

Add: 1590 S Milliken Ave., unit A, Ontario, CA 91761  
Tel: (626) 620 0456  
E-mail: [ads@adsequip.com](mailto:ads@adsequip.com)  
<http://www.adsequip.com/>